

小木偶

木頭雕刻

木藝產業

# 大溪木藝產業

河運

林本源家族

唐山木工匠

# 木藝衰退期

老屋拆遷

工廠機械化


人為因素

# 大溪木藝生態博物館

- 創立於於2015年
- 全台首座以「生態」為名的博物館
- 無圍牆博物館
- 11座主要館舍



# 做木工三角記號



# 畫鑽孔記號

頭

連接脖子處




身體

連接脖子處



側邊




2cm

2cm






# 畫鑽孔記號

手





腿

內側





# 畫鋸切記號線

手



腿




# 鑽孔




身體鑽 6mm 或 6.5mm · 取決於  
1.圓軸穿不穿得過  
2.期望可活動度

# 鋸切身體及手-使用夾背鋸




# 畫圓弧記號線-使用銼刀

可用一元硬幣，如要使用圓規，需再鑽孔前先畫好。



# 銼圓弧-使用銼刀





# 組裝

試組裝→砂磨→裝飾→膠合

\*組裝-先裝腿，再裝手。

\*膠合-因為膠合後就固定住了，所以可依需求選擇想要膠合的位置。







2cm



2.5cm\*2

4cm





- 利用鑽孔、雕刻...
- 用一根木頭設計
- 異材質結合  
彩繪  
衣服-不織布  
螺絲、鐵釘做眼睛、裝飾...  
輕土-帽子  
...





by Spanish designer Vicenç Lletí Alarte

可設定各種主題  
例如：各種職業、DC、Marvel、  
Nintedo.....



by Mr.MPP

# 運動員系列




Photo from  
maderitas.es



Photo from Army Dad



Photo from Army Dad



Photos from K-woods

(http://www.k-woods.com/#!/page/0500104)